

EXPERIENCE /
THE DIFFERENCE[®]



ZENNA[®]

Steel-Belted Radial Commercial Truck Tires



A dramatic landscape featuring a cloudy sky with dark, heavy clouds and patches of blue. Below the sky is a wide, flat field of yellowish-brown shrubs and grasses. In the distance, there are low, rounded hills or mountains. In the foreground, a paved road with a white line runs across the bottom of the frame.

ZENNA[®]

Steel-Belted Radial Commercial Truck Tires

EXPERIENCE THE DIFFERENCE[®]





TR-100

• Premium All-Position Trailer, Steel-Belted Radial

- All-position tire designed specifically for trailer application
- Shallow tread 5-rib design allows stability and low rolling resistance, ideal for trailer service

Tire Size	Load Index (S/D)	Speed Symbol	Ply	Outside Diameter (IN)	Section Width (IN)	Tread Depth (32nds)	Load Capacity (S/D) LBS
11R22.5	144/142	M	14	41.5	11.0	12	6175/5840
295/75R22.5	144/141	L	14	39.9	11.7	12	6175/5675
11R24.5	146/143	L	14	43.5	11.0	12	6610/6005



AP-250

• Premium All-Position Steel Axle, Steel-Belted Radial

- 5-Rib tread designed for improved stability and handling
- Steel-belted toughness to improve treadwear and mileage

Tire Size	Load Index (S/D)	Speed Symbol	Ply	Outside Diameter (IN)	Section Width (IN)	Tread Depth (32nds)	Load Capacity (S/D) LBS
215/75R17.5	135/133	L	16	30.2	8.4	16	4805/4540
235/75R17.5	143/141	L	16	31.4	9.2	16	6005/5675
245/70R17.5	143/141	L	18	31.1	9.8	16	6005/5675
225/70R19.5	128/126	N	14	31.9	8.9	16	3970/3750
245/70R19.5	135/133	N	16	33.0	9.8	16	4805/4540
11R22.5	144/142	M	14	41.5	11.0	18	6175/5840
11R22.5	146/143	M	16	41.5	11.0	18	6610/6005
255/70R22.5	140/137	M	16	36.6	10.0	14	5510/5070
275/70R22.5	148/145	M	18	37.7	10.9	18	6940/6395
295/75R22.5	144/141	L	14	39.9	11.7	18	6175/5675
315/80R22.5	157/154	L	20	42.4	12.3	19	9090/8270
11R24.5	146/143	L	14	43.5	11.0	18	6610/6005
11R24.5	149/146	L	16	43.5	11.0	18	7160/6610
285/75R24.5	144/141	L	14	41.3	11.1	18	6175/5675



DR-750

• Premium Open Shoulder Drive, Steel-Belted Radial

- Design for drive position to provide maximum traction and durability
- Open-shoulder design gives excellent tread cleaning ability, with stone ejector in tread grooves to avoid stone drilling

Tire Size	Load Index (S/D)	Speed Symbol	Ply	Outside Diameter (IN)	Section Width (IN)	Tread Depth (32nds)	Load Capacity (S/D) LBS
225/70R19.5	128/126	N	14	32.2	8.9	19	3970/3750
245/70R19.5	135/133	N	16	33.3	9.8	19	4805/4540
11R22.5	146/143	M	16	41.9	11.0	27	6610/6005
295/75R22.5	144/141	L	14	40.4	11.7	27	6175/5675
11R24.5	149/146	L	16	43.9	11.0	27	7160/6610



AW-758 • All-Weather Tire Built for the Toughest All-Weather Applications

- Accepts TSML #15 winter studs for use in extreme winter conditions
- Tested for 3-peak mountain snowflake designation



Tire Size	Load Index (S/D)	Speed Symbol	Ply	Outside Diameter (IN)	Section Width (IN)	Tread Depth (32nds)	Load Capacity (S/D) LBS
225/70R19.5	128/126	N	14	32.2	8.9	18	3970/3750
225/70R19.5	130/128	N	16	32.2	8.9	18	4190/3970



DR-850 • Premium Closed Shoulder Drive, Steel-Belted Radial

- Excellent for long haul applications, with wide stable tread design
- Improved handling and long mileage is the end result

Tire Size	Load Index (S/D)	Speed Symbol	Ply	Outside Diameter (IN)	Section Width (IN)	Tread Depth (32nds)	Load Capacity (S/D) LBS
11R22.5	144/142	M	14	41.9	11.0	27	6175/5840
11R22.5	146/143	M	16	41.9	11.0	27	6610/6005
295/75R22.5	144/141	L	14	40.4	11.7	27	6175/5675
11R24.5	146/143	L	14	43.9	11.0	27	6610/6005
11R24.5	149/146	L	16	43.9	11.0	27	7160/6610
285/75R24.5	144/141	L	14	41.8	11.1	27	6175/5675



MP-860 • Mixed Service Chip and Cut Resistant Tread, Steel-Belted Radial

- Ideal for on and off-road service with wide stable tread design

Tire Size	Load Index (S/D)	Speed Symbol	Ply	Outside Diameter (IN)	Section Width (IN)	Tread Depth (32nds)	Load Capacity (S/D) LBS
11R22.5	146/143	N	16	41.7	11.0	19	6610/6005
255/70R22.5	140/137	N	16	36.6	10.0	18	5510/5070
315/80R22.5	161/154	K	20	42.6	12.3	22	10200/8270
11R24.5	149/146	N	16	43.7	11.0	20	7160/6610

















MX-960 • Deep Tread Steel-Belted Radial For Multi-Surface Application

- Wide tread face allows for excellent stability and handling

Tire Size	Load Index (S/D)	Speed Symbol	Ply	Outside Diameter (IN)	Section Width (IN)	Tread Depth (32nds)	Load Capacity (S/D) LBS
385/65R22.5	160	K	20	42.4	15.3	22	9920

Zenna® Steel-Belted Radial Commercial Truck Tire Comparison Chart

Tire Image	Product	Tire Competitors	Tire Designation
	<p>TR-100</p>	<ul style="list-style-type: none"> • Double Coin TR100 • Roadmaster RM872, RM120 • Uniroyal LT40 • General HT+ 	 <p>Trailer/All-Position</p>
	<p>AP-250</p>	<ul style="list-style-type: none"> • Double Coin RR680, RT600 • Roadmaster RM830, RM185 • Uniroyal RS20 • General HS2 • Hankook AL07+ 	 <p>Steer Axle All-Position</p>
	<p>DR-750</p>	<ul style="list-style-type: none"> • Double Coin RLB450, RLB1 • Roadmaster RM258 • Uniroyal HD60 • General RD • Hankook DH06 	 <p>Open Shoulder Drive</p>
	 <p>AW-758</p>	<ul style="list-style-type: none"> • Continental Scandinavia HD3 	 <p>Premium Drive</p>
	<p>DR-850</p>	<ul style="list-style-type: none"> • Double Coin RLB400, FD405 • Roadmaster RM852 • Uniroyal LD10 • General HD2 • Hankook AM09 	 <p>Closed Shoulder Drive</p>
	<p>MP-860</p>	<ul style="list-style-type: none"> • Double Coin RR99, RR4 • Roadmaster RM230 WB • Uniroyal HS50 • General GRABBER OA 	 <p>Heavy Duty All-Position</p>
	<p>MX-960</p>	<ul style="list-style-type: none"> • Double Coin RLB980 • Roadmaster RM230 WB, RM332 WB • Uniroyal TH40 • General Grabber OA WB, Grabber OD • Hankook AH32 	 <p>Heavy Duty All-Position</p>



Steel-Belted Radial Commercial Truck Tires

STANDARD LIMITED WARRANTY

API hereby warrants every new Zenna Steel-Belted Radial Commercial Truck tire for workmanship and material related conditions for the life of the original tread of a new tire less 2/32". The life of the original usable tread ends when the tread has worn to 2/32" remaining as measured in the fastest wearing groove, at which point the tire is considered to be worn out. API will credit the purchaser a prorated amount based on the usable tread remaining excluding FET. All Exclusions listed below void this Standard Limited Warranty. Conditions and coverage are subject to change at any time and without notice.

- A) Submission of claims covered by this warranty constitutes adherence to the terms of this warranty as detailed herein.
- B) This warranty applies only to new first quality tires. Blemished tires and road hazard damaged tires are specifically excluded.
- C) Adjustments for ride complaints, out of balance or out of round tires are excluded from this warranty if they are worn past 2/32" from the original usable tread of the new tire as measured in the fastest wearing groove.

CASING WARRANTY

- A) Casings of Zenna Steel-Belted Radial Commercial Truck tires are warranted for workmanship and material related conditions through the life of the second retread or 5 years from the date of manufacture, whichever comes first.
- B) If an examination shows that a casing of a Zenna Steel-Belted Radial Commercial Truck tire was deemed not retreadable due to a workmanship or material related condition, API will give credit as follows:
 - All 17.5 inch rim sizes: \$15.00
 - All 19.5 inch rim sizes: \$25.00
 - 11R22.5, 12R22.5, 295/75R22.5, 295/80R22.5: \$50.00
 - 11R24.5, 285/75R24.5: \$50.00
 - 385/65R22.5: \$75.00
 - 255/70R22.5, 275/70R22.5: \$40.00

EXCLUSIONS

- A) All Zenna Steel-Belted Radial Commercial Truck warranties are limited to the original purchaser and the original vehicle on which they are mounted for a period of five (5) years from the date of manufacture and are not assignable to subsequent purchasers or vehicles.
- B) The Zenna Steel-Belted Radial Commercial Truck warranty is applicable only in the United States and Canada and any tire used or equipped on a vehicle registered or operated outside the United States and Canada are not covered by this warranty.
- C) The following is NOT covered by the Zenna Steel-Belted Radial Commercial Truck Standard Limited Warranty:
 - 1) Tire branded or marked "Non-Adjustable" (N/A) or "Blemished" (Blem), or previously adjusted.
 - 2) Failure, damage or irregular wear due to:
 - a) road hazards (i.e. puncture, cut, snag, impact breaks, etc.), wreck, collision;
 - b) fire, accident or vandalism;
 - c) mechanical condition of vehicle, including improper alignment, improper inflation, wheel imbalance, faulty shocks or brakes;
 - d) overloading the tire beyond maximum load capacity stated on the sidewall;
 - e) misapplication of tire, use of improper inner tube/ flap;
 - f) alteration of the tire or addition of foreign material.
 - g) transfer from one vehicle to another and tire failure due to faulty retread process or materials.
 - 3) Cost of mounting and balancing service.
 - 4) Loss of time or use, inconvenience, or any incidental damages to include cost of towing or transportation, related property damage or consequential damages of any type or nature except as prohibited by law.
 - 5) Tires older than five (5) years from the date of manufacture as determined by the DOT Serial number (TIN).

OWNER'S OBLIGATIONS

In order to be eligible for Zenna Steel-Belted Radial Commercial Truck Warranty service, the owner must:

- A) present the tire to an authorized dealer from which the original purchase was made;
- B) present proof of purchase to the satisfaction of the dealer;
- C) complete and sign an API Warranty Claim Form, which is available at any authorized dealer;
- D) pay the amount due on a new tire, less the amount of credit, including taxes, mounting and balancing charges or cost of other services ordered.

DISCLAIMER

This warranty, or any warranty stated or referred to herein, is exclusive and in lieu of any other warranty regarding the quality of Zenna Steel-Belted Radial Commercial Truck tires, whether expressed or implied, and remedies for breach thereof shall be limited to those specifically provided herein.

ZENNA[®]

Steel-Belted Radial Commercial Truck Tires



800.944.8414



ZENNAIRES.COM



@ZENNAIRES